

MiMA®米玛® 系列产品



品牌价值

Brand Value:

- 重载/平移行业客户解决方案技术领先型供应商  
The leading supplier of heavy load capacity / translation customized solutions
- 长物料搬运/窄巷道系列解决方案品牌领先型供应商  
The leading supplier of long material handling/VNA series solutions
- 自动导引车行业客户解决方案价值领先型供应商  
The leading supplier of AGV customized solutions
- 仓库集成/自动化解决方案实力型供应商  
The leading supplier of warehouse integration / automation solutions

经销商 Agent/Distributor

合肥搬易通科技发展有限公司

BANYITONG SCIENCE&TECHNOLOGY DEVELOPING CO.,LTD.

www.mimachina.com

统一服务电话: 4006-526-926

地址: 安徽省合肥市瑶海工业园7号

Unified Service Telephone: 4006-526-926

Address: No.7# Yaohai Industrial Park, Hefei, Anhui Province, China.



微信公众号: MiMA电动车


注: 颜色、规格如有变动, 恕不另行通知, 订制非标产品请同当地经销商联系。  
Notice: Colors And Specification Are Subject To Change Without Notice.

合肥搬易通科技发展有限公司/版权所有 M20161101 版

MiMA®米玛®

PRODUCTS HANDBOOK

选型手册



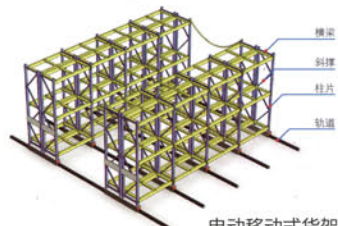
Racks+MiMA  
Efficient high-density storage

合肥搬易通科技发展有限公司  
BANYITONG SCIENCE&TECHNOLOGY DEVELOPING CO.,LTD.



窄巷道货架

NARROW AISLE RACK



电动移动式货架  
Electric Mobile Rack

货架特点

Rack Characteristic

- 巷道宽度小  
Narrow aisle width
- 建议铺设导向轨道  
Suggest building guide rail

- 空间利用率高、加大存储密度  
High space availability, big storage density

拣选货架

PICK SHELF



货架特点

Rack Characteristic

(货架/托盘工况)  
(Shelf / Pallet Condition)

- 适用于多品种物品的出入库拣选作业  
Suitable for a variety of small items scattered into and out

- 适用：商超、零部件库房等，自重轻，操作方便。  
It is suitable for warehouse, library, and supermarket to store light goods, its weight is light. operation is easy

MIMA®米玛® 推荐车型 Recommended Models



TC10



MC15



MCZ

型号 Model	升高区间 Lift Height	载荷区间 Load Capacity	通道(1000*1200托盘) Aisle width (based on 1000*1200mm pallet)	产品特点 Features
TC10	3000-7500 mm	1000 kg	1500 mm	<ul style="list-style-type: none"> <li>• 三向堆垛功能 3-way stacking function</li> <li>• 后桥稳定设计 Rear axle stable design</li> <li>• 密集存储 Intensive storage</li> <li>• 6000mm以下不卸载 No loading-missing under 6000mm</li> </ul>
MC15	3000-7500 mm	1500 kg	1600 mm	<ul style="list-style-type: none"> <li>• 三向堆垛功能 3-way stacking function</li> <li>• 后桥稳定设计 Rear axle stable design</li> <li>• 密集存储 Intensive storage</li> <li>• 5500 mm以下不卸载 No Loading-missing under 5500mm</li> </ul>
MCZ	3000-9000 mm	1500 kg	1600 mm	<ul style="list-style-type: none"> <li>• 三向堆垛功能 3-way stacking function</li> <li>• 座驾操作 Seat operation</li> <li>• 密集存储 Intensive storage</li> <li>• 9000mm以下不卸载 No loading-missing under 9000mm</li> </ul>

MIMA®米玛® 推荐车型 Recommended Models



THA

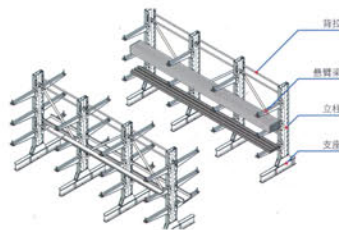


TH

型号 Model	升高区间 Lift Height	载荷区间 Load Capacity	通道(1000*1200托盘) Aisle width (based on 1000*1200mm pallet)	产品特点 Features
THA	3000-4500 mm	1000 kg	1280 mm	<ul style="list-style-type: none"> <li>• AC交流立式驱动 AC Drive System</li> <li>• 门架缓冲技术 Mast Buffering System</li> <li>• 选配：货叉自由提升型 Optional: Free lifting of forks</li> </ul>
TH	3000mm	300KGS	3000mm	<ul style="list-style-type: none"> <li>• 双重刹车保护装置 Double Brake Device Making</li> <li>• 确保安全使用 Sure To Use Safely</li> </ul>

悬臂式货架

CANTILEVER RACK



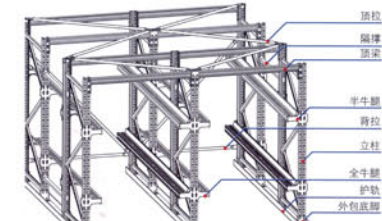
货架特点

Rack Characteristic

- 结构轻巧、载重能力好  
Light structure, good load capacity
- 适用于不规则或长物料存放  
Suitable to store irregular or long material
- 视野开阔、利用率较高  
Wide view, high availability
- 存取更方便, 适合空间小, 密度低的仓库  
Storing and fetching more conveniently. Suit small space and low density warehouse

通廊式货架

DRIVE-IN RACK



货架特点

Rack Characteristic

- 存储密度大  
Big storage density
- 存取方式为先存后取、后存先取  
Storage type is first in later out (FILO)
- 地面空间利用率较高  
High efficiency of space utility
- 存储大批相同类型货物  
Big batch same kinds goods

MIMA®米玛® 推荐车型 Recommended Models



TFB



TFC

型号 Model	升高区间 Lift Height	载荷区间 Load Capacity	通道(1000*1200托盘) Aisle width (based on 1000*1200mm pallet)	产品特点 Features
TFB	3000-7200 mm	1500-2500 kg	2466mm (TFB15) 2690mm (TFB25)	<ul style="list-style-type: none"> <li>• 长物料搬运 For long material handling solution</li> <li>• 一键切换行驶模式 One switch to change the travel mode</li> <li>• 四向行驶 4-directional travel</li> <li>• 侧行修正功能 Adjustable function for side travel</li> </ul>
TFC	3000-7000 mm	2500-4000 kg	2600mm (TFC25) 2500mm (TFC40)	<ul style="list-style-type: none"> <li>• 超长物料搬运 For long material handling solution</li> <li>• 集成手柄 Integrated handle</li> <li>• 全向行驶 Multi-Directional Travel</li> </ul>

MIMA®米玛® 推荐车型 Recommended Models



TFZ



TF



TKA

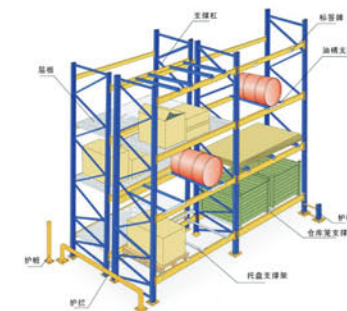


TKC

型号 Model	升高区间 Lift Height	载荷区间 Load Capacity	通道(1000*1200托盘) Aisle width (based on 1000*1200mm pallet)	产品特点 Features
TFZ	3000-7500mm	1600-2000 kg	2724 mm (TFZ16) 2810 mm (TFZ20)	<ul style="list-style-type: none"> <li>• 全轮制动(TFZ20) All-wheel Brake System (TFZ20)</li> <li>• 4500mm以下不卸载 No Loading-missing under 4500mm</li> <li>• AC全交流系统 Full AC System</li> </ul>
TF	3000-7200 mm	1500-2500 kg	2650 mm (TF15) 2938mm (TF25)	<ul style="list-style-type: none"> <li>• 机械盘式制动 Disc brake</li> <li>• EPS转向 Electric Power Steering System</li> </ul>
TKA	3000-4500 mm	1000-1500 kg	2690mm (TKA10) 2795mm (TKA15)	<ul style="list-style-type: none"> <li>• 驱动平行布置, 节能 Driving parallel arrangement, Energy saving</li> <li>• 迷你车身, 体积小重量轻 Mini Design, Small volume and light weight,</li> <li>• 可变轴距, 转弯半径小 Adjustable wheelbase small turning radius</li> </ul>
TKC	3000-6000 mm	1500-2000 kg	3350 mm	<ul style="list-style-type: none"> <li>• 通过能力强 High through ability</li> <li>• 续航能力强 Better battery working time</li> <li>• 前轮双驱, 湿式制动 Front Dual-drive driving, wet brake</li> <li>• 通道极小 Very narrow aisle</li> </ul>

重型货架

HEAVY DUTY RACK



货架特点

Rack Characteristic

- 托盘货物拣取率为100%  
100% picking efficiency
- 兼容不同类型的搬运设备  
Compat of different kinds of handling equipment
- 横梁可以灵活调节高度  
Adjustable beams' height for different cargos
- 存储物品较重  
Store heavy goods

MIMA® 米玛® 推荐车型 Recommended Models



TF



TFZ

型号 Model	升高区间 Lift Height	载荷区间 Load Capacity	通道(1000*1200托盘) Aisle width (based on 1000*1200mm pallet)	产品特点 Features
TF	3000-7200 mm	1500-2500 kg	2650mm (TF15) 2938mm (TF25)	<ul style="list-style-type: none"> <li>• 机械盘式制动 Disc brake</li> <li>• EPS转向 Electric Power Steering System</li> <li>• 后驱摆动设计 Rear drive swing design</li> </ul>
TFZ	3000-7500 mm	1600-2000 kg	2724mm (TFZ16) 2810mm (TFZ20)	<ul style="list-style-type: none"> <li>• 全轮制动(TFZ20) All-wheel Brake System (TFZ20)</li> <li>• AC全交流系统 AC system Full AC</li> <li>• 4500mm以下不失载 No loading-missing under 4500mm</li> </ul>

MIMA® 米玛® 推荐车型 Recommended Models



TKC

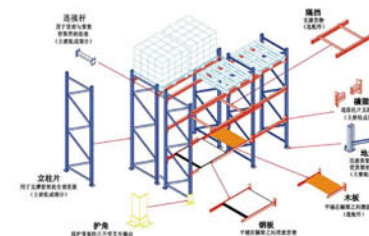


TKA

型号 Model	升高区间 Lift Height	载荷区间 Load Capacity	通道(1000*1200托盘) Aisle width (based on 1000*1200mm pallet)	产品特点 Features
TKC	3000-6000 mm	1500-2000 kg	3350 mm	<ul style="list-style-type: none"> <li>• 全交流系统 Full AC system</li> <li>• 前轮双驱,湿式制动 Front Dual-drive driving,wet brake</li> <li>• 续航能力强 Better battery working time</li> </ul>
TKA	3000-4500 mm	1000-1500 kg	2690mm(TKA10) 2795mm(TKA15)	<ul style="list-style-type: none"> <li>• 可变轴距,转弯半径小 Adjustable wheelbase,small turning radius</li> <li>• 迷你车身体积小,重量轻 Mini Design,Small volume and light weight</li> <li>• 驱动平行布置,节能 Driving parallel arrangement, energy saving</li> </ul>

重型货架

HEAVY DUTY RACK



货架特点

Rack Characteristic

- 托盘货物拣取率为100%  
100% picking efficiency
- 兼容不同类型的搬运设备  
Compat of different kinds of handling equipment
- 横梁可以灵活调节高度  
Adjustable beams' height for different cargos
- 存储物品较重  
Store heavy goods

MIMA® 米玛® 推荐车型 Recommended Models



TB(M)



TBD

型号 Model	升高区间 Lift Height	载荷区间 Load Capacity	通道(1000*1200托盘) Aisle width (based on 1000*1200mm pallet)	产品特点 Features
TB(M)	1600-5000mm	1000-2000 kg	2510 mm	<ul style="list-style-type: none"> <li>• EPS电转向操作更轻松 Electric power steering system, more convenient steering</li> <li>• 新手柄操作更舒适 New Handle, More comfortable</li> <li>• 高位限速行驶稳定 High speed limit, Driving stable</li> <li>• 交流电机免维护 AC drive system, Maintenance free</li> </ul>
TBD	2500-3000 mm	1000 kg	2290 mm	<ul style="list-style-type: none"> <li>• 手柄转弯角度大, 转弯半径小 The handle turning angle is large and small turning radius</li> <li>• 四支点设计整车更稳定 Four point design, the vehicle more stable</li> <li>• 密闭电池免维护 Sealed battery, Maintenance free</li> </ul>

MIMA® 米玛® 推荐车型 Recommended Models



TFA

型号 Model	升高区间 Lift Height	载荷区间 Load Capacity	通道(1000*1200托盘) Aisle width (based on 1000*1200mm pallet)	产品特点 Features
TFA	1600-5500 mm	1000-2000 kg	2770 mm(TFA10), 2885 mm(TFA15), 2960 mm(TFA20)	<ul style="list-style-type: none"> <li>• EPS电转向 Electric Power Steering System, more convenient steering</li> <li>• 锻造货叉适合更多规格托盘 Forged fork for more specifications pallet</li> <li>• 交流电机免维护 AC drive system, Maintenance free</li> </ul>

穿梭式货架

RADIO SHUTTLE RACK



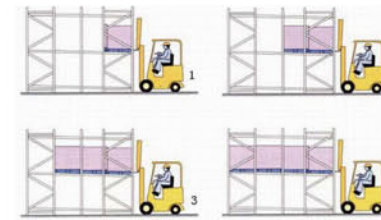
货架特点

Rack Characteristic

- 密集存储 容量倍增  
Dense storage, volume times
- 作业模式 灵活设计  
Work mode, flexible design
- 安全仓储 降低损耗  
Safe storage and low loss
- 自动高效 成本更低  
Automatic high efficiency and lower cost

后推式 (重力式) 货架

PUSH-BACK RACKING



货架特点

Rack Characteristic

- 先进后出的作业模式  
First in last out working mode
- 存储量大,空间利用率极高  
Big storage volume, high availability space
- 适合多品种、大批量的货物  
Suit many kinds, big batches goods
- 适合冷库等需要大幅度提高空间利用率的情况  
Suit cold warehouse etc. of raising space availability substantially

MIMA®米玛® 推荐车型 Recommended Models



TF



TKC

型号 Model	升高区间 Lift Height	载荷区间 Load Capacity	通道(1000*1200托盘) Aisle width (based on 1000*1200mm pallet)	产品特点 Features
TF	3000-7200 mm	1500-2500 kg	2650mm(TF15) 2938mm(TF25)	<ul style="list-style-type: none"> <li>• 机械盘式制动 Disc brake</li> <li>• EPS转向 Electric Power Steering System</li> <li>• 后驱摆动设计 Rear drive swing design</li> </ul>
TKC	3000-6000 mm	1500-2000 kg	3350 mm	<ul style="list-style-type: none"> <li>• 通过能力强 High through ability</li> <li>• 前轮双驱,湿式制动 Front Dual-drive driving, wet brake</li> <li>• 续航能力强 Better battery working time</li> <li>• 通道极小 Very Narrow Aisle</li> </ul>

MIMA®米玛® 推荐车型 Recommended Models



TFZ



TKC

型号 Model	升高区间 Lift Height	载荷区间 Load Capacity	通道(1000*1200托盘) Aisle width (based on 1000*1200mm pallet)	产品特点 Features
TFZ	3000-7500 mm	1600-2000 kg	2724 (TFZ16) 2810 (TFZ20)	<ul style="list-style-type: none"> <li>• 全轮制动(TFZ20) All-wheel Brake System (TFZ20)</li> <li>• AC全交流系统 Full AC System</li> <li>• 4500mm以下不卸载 No Loading-missing under 4500mm</li> </ul>
TKC	3000-6000 mm	1500-2000 kg	3350 mm	<ul style="list-style-type: none"> <li>• 通过能力强 High through ability</li> <li>• 前双驱,湿式制动 Dual-drive driving, wet brake</li> <li>• 续航能力强 Better battery working time</li> <li>• 通道极小 Very Narrow Aisle</li> </ul>

阁楼式/隔板式货架

ATTIC/PARTITION RACK



货架特点  
Rack Characteristic

- 适用于人工存取  
Suitable to store and fetch artificially
- 成本低、拆装方便  
low cost, convenient dismounting
- 可重复使用  
Use repeatedly
- 适用于量小但种类多的货物存储  
Suit small quantity but many kinds of goods

模具货架

DIE RACK



货架特点  
Rack Characteristic

- 模具存放  
Die storage
- 承载大  
Big load capacity
- 可抽出模具  
Draw out moulds
- 密集存储 (如数千副模具)  
Dense storage such as thousand dies  
推荐使用三向叉配套货架  
Suggest to use the shelves matched with 3-way pallet stacker

MIMA® 米玛® 推荐车型 Recommended Models



TKC



TFZ



TF

型号 Model	升高区间 Lift Height	载荷区间 Load Capacity	通道(1000*1200托盘) Aisle width (based on 1000*1200mm pallet)	产品特点 Features
TKC	3000-6000 mm	1500-2000 kg	3350 mm	<ul style="list-style-type: none"> <li>• 通过能力强 High through ability</li> <li>• 续航能力强 Better battery working time</li> <li>• 前双驱,湿式制动 Front Dual-drive driving, wet brake</li> <li>• 通道极小 Very Narrow Aisle</li> </ul>
TFZ	3000-7500 mm	1600-2000 kg	2724mm (TFZ16) 2810mm (TFZ20)	<ul style="list-style-type: none"> <li>• 全轮制动(TFZ20) • AC全交流系统 All-wheel Brake System (TFZ20) Full AC System</li> <li>• 4500mm以下不失载 No Loading-missing under 4500mm</li> </ul>
TF	3000-7200 mm	1500-2500 kg	2650mm (TF15) 2938mm (TF25)	<ul style="list-style-type: none"> <li>• 机械盘式制动 Disc brake</li> <li>• EPS转向 Electric Power Steering System</li> </ul>

MIMA® 米玛® 推荐车型 Recommended Models



TC10



MC15



TF

型号 Model	升高区间 Lift Height	载荷区间 Load Capacity	通道(1000*1200托盘) Aisle width (based on 1000*1200mm pallet)	产品特点 Features
TC10	3000-7500 mm	1000 kg	1500 mm	<ul style="list-style-type: none"> <li>• 三向堆垛功能 3-way stacking function</li> <li>• 后桥稳定设计 Rear axle stable design</li> <li>• 密集存储 Intensive storage</li> <li>• 6000mm以下不失载 No Loading-missing under 6000mm</li> </ul>
MC15	3000-7500 mm	1500 kg	1600 mm	<ul style="list-style-type: none"> <li>• 三向堆垛功能 3-way stacking function</li> <li>• 后桥稳定设计 Rear axle stable design</li> <li>• 密集存储 Intensive storage</li> <li>• 5500mm以下不失载 No Loading-missing under 5500mm</li> </ul>
TF	3000-7200 mm	1500-2500 kg	2650mm (TF15) 2938mm (TF25)	<ul style="list-style-type: none"> <li>• 机械盘式制动 Disc brake</li> <li>• EPS转向 Electric Power Steering System</li> </ul>





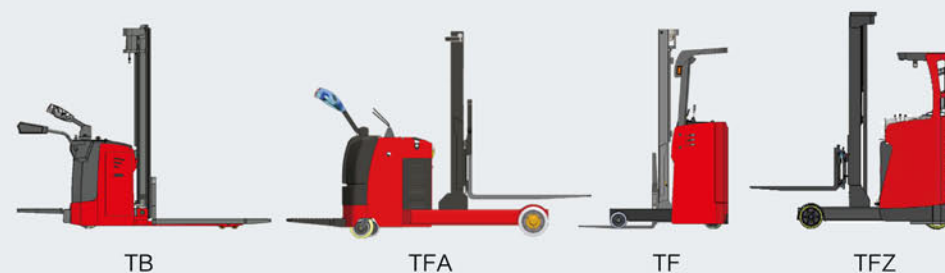
**货架特点**  
Rack Characteristic

- 多系统组成,自动化程度高  
With many systems , high level automation
- 存储量大  
Big storage volume
- 管理科学  
Scientific management

**MIMA米玛® 推荐车型 Recommended Models**



型号 Model	升高区间 Lift Height	载荷区间 Load Capacity	通道(1000*1200托盘) Aisle width (based on 1000*1200mm pallet)	产品特点 Features
TBB	1600-3500mm	700-1000 kg	2590 mm (TBB07) 2990 mm (TBB10)	<ul style="list-style-type: none"> <li>• 无叉腿设计适合更多规格托盘 No fork-leg design for more specifications pallet</li> <li>• 迷你车身体积小,重量轻 Mini Design,Small volume and light weight</li> </ul>
TKC	3000-6000 mm	1500-2000 kg	3350 mm	<ul style="list-style-type: none"> <li>• 通过能力强 High through ability</li> <li>• 前双驱,湿式制动 Front Dual-drive driving, wet brake</li> <li>• 续航能力强 Better battery working time</li> <li>• 通道极小 Very Narrow Aisle</li> </ul>



\* 更多行业客户AGV解决方案,请与本地销售工程师咨询。  
More AGV solutions,Please contact with your local sales engineer /distributor;

冷库车型

EQUIPMENTS FOR COLD STORAGE



冷库专用  
SPECIAL FOR  
COLD STORAGE

专用于果蔬、海鲜、肉类等保鲜冷藏食品，  
农副产品等行业。

Special for fruits and vegetables, seafood, meat etc fresh and frozen food, agricultural and sideline products etc industries.

MIMA® 冷库车型专业定制

MIMA Professional customized solution for cold storage



一、电气系统

所有线束插件采用国际品牌插接件，所有开关，端子处进行防低温处理及必要的密封处理，采用冷库专用电机，采用专用电池液；

The Electrical System

All wiring harness and plug-ins are international brands, all switches and terminals are treated anti low temperature and necessarily sealed, use special motor and battery fluid for cold storage.



二、液压系统

根据冷库情况，使用特定的冷库齿轮油和液压力；

The Hydraulic System

Use the special gear oil and hydraulic oil based on different cold storage.



三、机械结构

所有冷库车型采用冷库标准油漆及表面处理，大大提高车身抗腐蚀能力；

The Mechanical Structure

All cold storage vehicles use related paint and surface treatment, which greatly improve the corrosion resistance of the body.



四、制动系统

所有轮胎采用防滑型轮胎，有效制动，确保操作安全；

The Braking System

All vehicles use non-slip tyres, which enhances the braking effect and ensures safe operation.



TKC



TF



TKA



TFZ



TK



TB(M)



TE(P)



TC

平面移动车型

EQUIPMENTS FOR FLAT MOVING



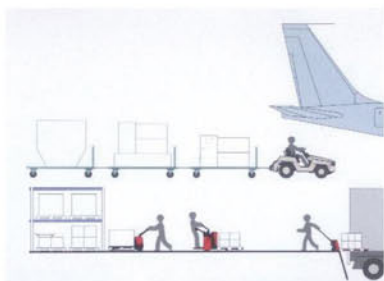
TG30



TG40



TE(P)



楼层作业/电梯间出入车型

EQUIPMENTS FOR FLOOR/ELEVATOR

载荷区间: Load Capacity  
700-1000KG  
升高区间: Lift Height  
1600-3500mm  
自重: Service Weight  
~1180kg  
(TBB07)



TBB

载荷区间: Load Capacity  
1000-1200KG  
升高区间: Lift Height  
3000-6000mm  
自重: Service Weight  
~1900kg



TF10/12

载荷区间: Load Capacity  
1000-1500KG  
升高区间: Lift Height  
3000-4500mm  
自重: Service Weight  
~1950kg  
(TKA10)



TKA



行业客户解决方案

SPECIAL MATERIAL HANDLING SOLUTIONS FOR INDUSTRIES



1



2



3



4



5



6



7



8



9



10



11



12

纺织行业客户  
搬运设备:

Handling Equipments  
For Textile Industry:

- 1 2吨经轴搬运车TE20  
2T beam truck TE20
- 2 2.5T圆型物料搬运车TE25  
2.5T round material handling  
pallet truck TE25
- 3 4T承载式牵引车  
4T loading tow tractor TE40
- 4 6吨圆型物料搬运车TE60  
6T round material handling  
pallet truck TE60

模具行业客户  
搬运设备:

Handling Equipments  
For Die Industry:

- 5 8吨模具搬运车  
8T die truck
- 6 12吨模具车TM120  
12T die handler
- 7 13.5吨堆高车  
13.5T die handler
- 8 模具车TM50  
die truck TM50

重载平移设备:

Heavy-duty Translation  
Equipment:

- 9 8吨搬运车TE80  
8T pallet truck TE80
- 10 15吨固定平台车TE150  
15T platform truck TE150
- 11 16吨起升平台车TE160  
16T platform truck with lifting TE160
- 12 20吨固定平台车TE200  
20T platform truck TE200

托盘选型

PALLETS TYPE

单面托盘  
Single-Deck  
Pallet



双面托盘  
Double-deck  
Pallet



电动叉车选型表

SELECTION TABLE FOR ELECTRIC MATERIAL HANDLING EQUIPMENT

一、搬运货物: CARGO TRANSPORTATION

1. 货物重量(kg): \_\_\_\_\_ ; 起货高度: \_\_\_\_\_ ; 最高处负重: \_\_\_\_\_ ;  
Cargo weight Lift height loading capacity at the highest position
2. 货物尺寸(mm)长 (L) \_\_\_\_\_ ; 宽 (W) \_\_\_\_\_ ; 高 (H) \_\_\_\_\_ ;  
Cargo dimension
3. 有无托盘 \_\_\_\_\_ ; 单面或双面托盘 \_\_\_\_\_ ; 载荷中心(mm) \_\_\_\_\_ ;  
With pallets or not single-deck or double-deck pallet load center

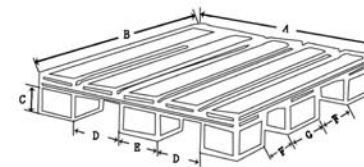


双面托盘  
Double-deck Pallet



单面托盘  
Single-deck pallet

4. 托盘尺寸 (mm) A \_\_\_\_\_ ; B \_\_\_\_\_ ; C \_\_\_\_\_ ; D \_\_\_\_\_ ; E \_\_\_\_\_ ; F \_\_\_\_\_ ; G \_\_\_\_\_ .  
Pallet dimension



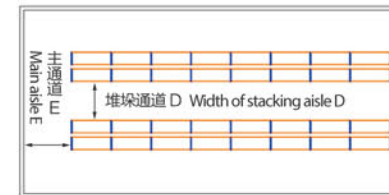
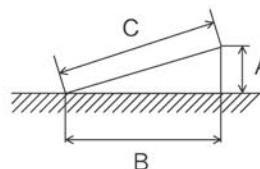
二、工作场所: WORKPLACE

A 楼上作业 (地面作业不需填写) work on floor (don't fill in it if work on the ground)

1. 电梯额定起升重量 (kg) \_\_\_\_\_ ;  
Rated load capacity of elevator
2. 电梯尺寸(mm) 长(L) \_\_\_\_\_ ; 宽 (W) \_\_\_\_\_ ; 高 (H) \_\_\_\_\_ ;  
Elevator dimension
3. 楼板作业最大承受重量 (kg) \_\_\_\_\_ ; 楼层间净高 (mm) \_\_\_\_\_ ;  
Max. Load capacity of floor Net height between floors

B 地面作业 WORK ON GROUND

1. 仓库出入口尺寸 (mm) 宽 (W) \_\_\_\_\_ ; 高 (H) \_\_\_\_\_ ;  
The dimension of warehouse' door
2. 堆垛通道 (mm) D \_\_\_\_\_ ; 主通道 (mm) E \_\_\_\_\_ ;  
Width of stacking aisle Main aisle
3. 有无坡度 \_\_\_\_\_ 坡度尺寸 A \_\_\_\_\_ ; B \_\_\_\_\_ ; (A/B = 坡度%)  
Have slope or not Slope dimension A Slope dimension B A/b=slope%
4. 有无易燃易爆品 \_\_\_\_\_ ;  
Have inflammable and explosive goods or not
5. 工作场所内温度 (摄氏度 °C) \_\_\_\_\_ ;  
Temperature in the workplace



\* 如有特别工况物料搬运存储, 用文字/图片/视频形式说明;  
Please use words/pictures/video to show the details if have any special material handling storage.

